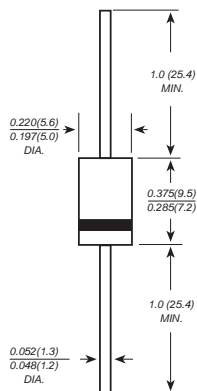


MUR320 THRU MUR360

ULTRA FAST RECTIFIERS

Reverse Voltage - 200 to 600 Volts Forward Current - 3.0 Amperes

DO-201AD



Dimensions in inches and (millimeters)

FEATURES

- ◆ The plastic package carries Underwriters Laboratory Flammability Classification 94V-0
- ◆ Ultra fast switching for high efficiency
- ◆ Low reverse leakage
- ◆ High forward surge current capability
- ◆ High temperature soldering guaranteed:
260°C/10 seconds, 0.375" (9.5mm) lead length,
5 lbs. (2.3kg) tension

MECHANICAL DATA

Case: JEDEC DO-201AD molded plastic body over passivated chip
Terminals: Plated axial leads, solderable per MIL-STD-750, Method 2026
Polarity: Color band denotes cathode end
Mounting Position: Any
Weight: 0.04 ounce, 1.10 grams

MAXIMUM RATINGS AND ELECTRICAL CHARACTERISTICS

Ratings at 25°C ambient temperature unless otherwise specified.
 Single phase half-wave 60Hz, resistive or inductive load, for capacitive load current derate by 20%.

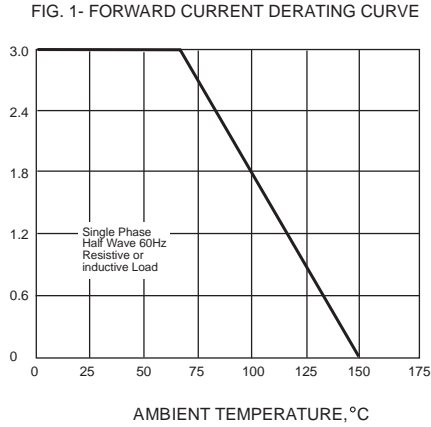
	SYMBOLS	MUR320	MUR330	MUR340	MUR360	UNITS
Maximum repetitive peak reverse voltage	V_{RRM}	200	300	400	600	VOLTS
Maximum RMS voltage	V_{RMS}	140	210	280	420	VOLTS
Maximum DC blocking voltage	V_{DC}	200	300	400	600	VOLTS
Maximum average forward rectified current 0.375" (9.5mm) lead length at $T_A=65^\circ\text{C}$	$I_{(AV)}$	3.0				Amps
Peak forward surge current 8.3ms single half sine-wave superimposed on rated load (JEDEC Method)	I_{FSM}	70				Amps
Maximum instantaneous forward voltage at 3.0A	V_F	0.89	1.28			Volts
Maximum DC reverse current $T_A=25^\circ\text{C}$ at rated DC blocking voltage $T_A=100^\circ\text{C}$	I_R	10.0 100.0				μA
Maximum reverse recovery time (NOTE 1)	t_{rr}	25	50			ns
Typical thermal resistance (NOTE 2)	$R_{\theta JA}$	28.0				$^\circ\text{C/W}$
Operating junction and storage temperature range	T_J, T_{STG}	-55 to +150				$^\circ\text{C}$

Note: 1. Reverse recovery condition $I_F=0.5\text{A}, I_R=1.0\text{A}, I_{rr}=0.25\text{A}$

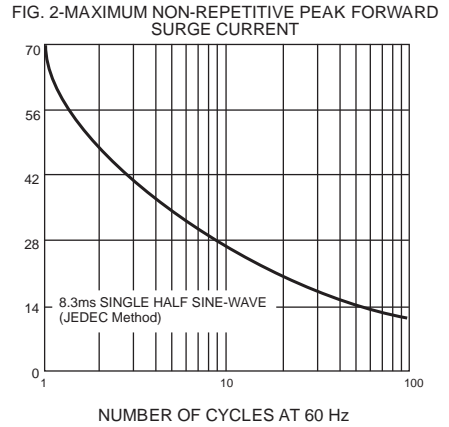
2. Thermal resistance from junction to ambient at 0.375" (9.5mm) lead length, P.C.B. mounted

RATINGS AND CHARACTERISTIC CURVES MUR320 THRU MUR360

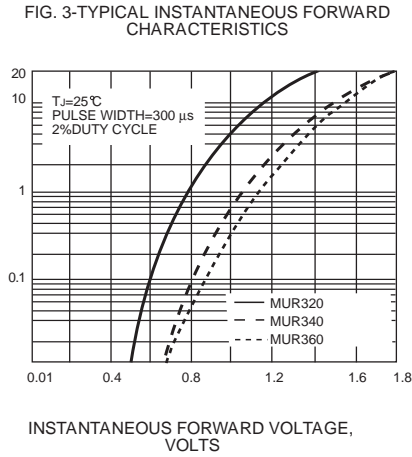
AVERAGE FORWARD RECTIFIED CURRENT, AMPERES



PEAK FORWARD SURGE CURRENT, AMPERES



INSTANTANEOUS FORWARD CURRENT, AMPERES



INSTANTANEOUS REVERSE CURRENT, MICROAMPERES

