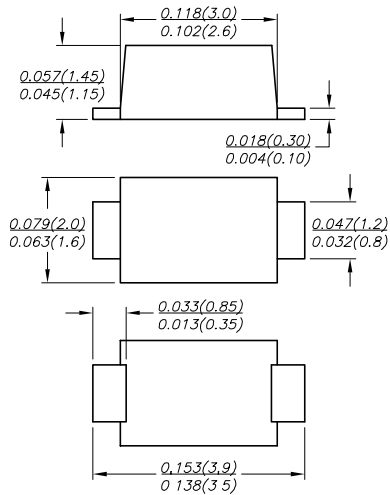


DSS22 THRU DSS210

SURFACE MOUNT SCHOTTKY BARRIER RECTIFIER

Reverse Voltage - 20 to 100 Volts Forward Current - 2.0 Ampere

SOD-123FL



FEATURES

- ◆ The plastic package carries Underwriters Laboratory Flammability Classification 94V-0
- ◆ Metal silicon junction, majority carrier conduction
- ◆ Low power loss, high efficiency
- ◆ High forward surge current capability
- ◆ High temperature soldering guaranteed:
260°C/10 seconds, 0.375" (9.5mm) lead length,
5 lbs. (2.3kg) tension

MECHANICAL DATA

Case: SOD-123FL molded plastic body

Terminals: Solderable per MIL-STD-750, Method 2026

Polarity: Color band denotes cathode end

Mounting Position: Any

Weight: 0.0007 ounce, 0.02 grams

MAXIMUM RATINGS AND ELECTRICAL CHARACTERISTICS

Ratings at 25°C ambient temperature unless otherwise specified.

Single phase half-wave 60Hz, resistive or inductive load, for capacitive load current derate by 20%.

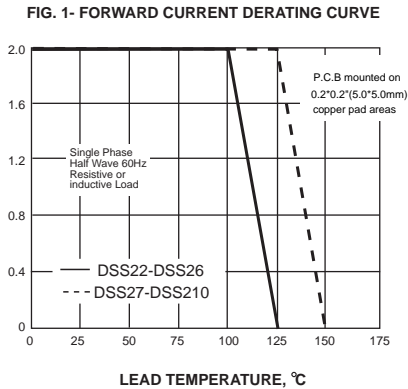
	SYMBOLS	DSS22 D22	DSS23 D23	DSS24 D24	DSS25 D25	DSS26 D26	DSS27 D27	DSS28 D28	DSS29 D29	DSS210 D210	UNITS	
Maximum repetitive peak reverse voltage	V_{RRM}	20	30	40	50	60	70	80	90	100	V	
Maximum RMS voltage	V_{RMS}	14	21	28	35	42	49	56	63	70	V	
Maximum DC blocking voltage	V_{DC}	20	30	40	50	60	70	80	90	100	V	
Maximum average forward rectified current	$I_{(AV)}$	2.0									A	
Peak forward surge current 8.3ms single half sine-wave superimposed on rated load	I_{FSM}	40.0									A	
Maximum instantaneous forward voltage at 2.0A	V_F	0.55			0.70			0.85			V	
Maximum DC reverse current $T_A=25^\circ\text{C}$ at rated DC blocking voltage $T_A=100^\circ\text{C}$	I_R	0.5					0.1					mA
		10.0					5.0					
Typical junction capacitance (NOTE 1)	C_J	220				180						pF
Typical thermal resistance (NOTE 2)	$R_{\theta JA}$	95									°C/W	
Operating junction temperature range	T_J	-55 to +125						-55 to +150				°C
Storage temperature range	T_{STG}	-55 to +150										°C

Note: 1. Measured at 1MHz and applied reverse voltage of 4.0V D.C.

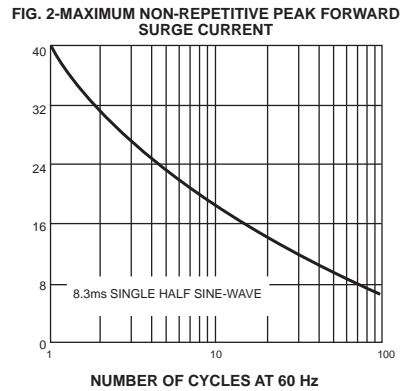
2. PCB mounted on 0.2*0.2" (5.0*5.0mm) copper pad area.

RATINGS AND CHARACTERISTIC CURVES DSS22 THRU DSS210

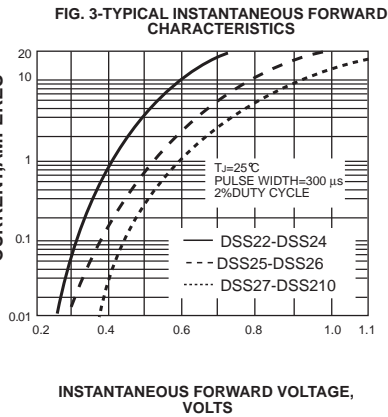
AVERAGE FORWARD RECTIFIED CURRENT, AMPERES



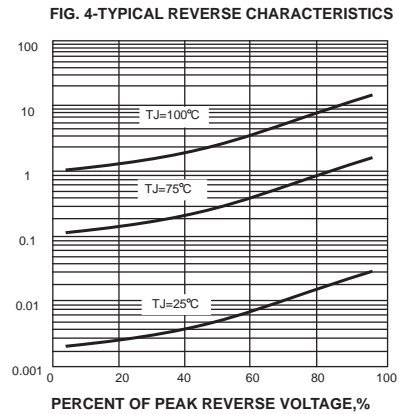
PEAK FORWARD SURGE CURRENT, AMPERES



INSTANTANEOUS FORWARD CURRENT, AMPERES



INSTANTANEOUS REVERSE CURRENT, MILLIAMPERES



JUNCTION CAPACITANCE, pF

